









POLYYPPIEN ENDOSKOOPPINEN PARIS –LUOKITUS

Liite 3

Endoscopic appearance	Paris class		Description
Protruded lesions	Ip		Pedunculated polyps
	Ips		Subpedunculated polyps
	Is		Sessile polyps
Flat elevated lesions	Ila		Flat elevation of mucosa
	Ila / Ilc		Flat elevation with central depression
Flat lesions	Ilb		Flat mucosal change
	Ilc		Mucosal depression
	Ilc / Ila		Mucosal depression with raised edge